

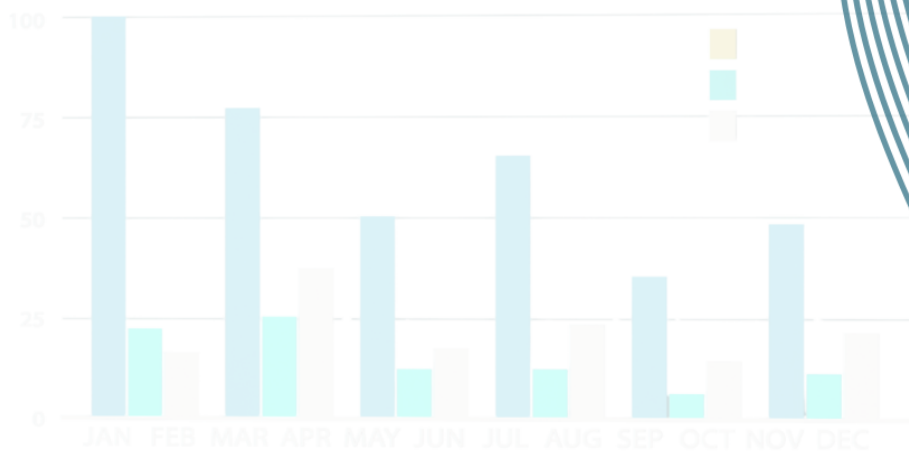


An tÚdarás Rialála Limistéir Mhuirí  
Maritime Area Regulatory Authority

# STATISTICS REPORT

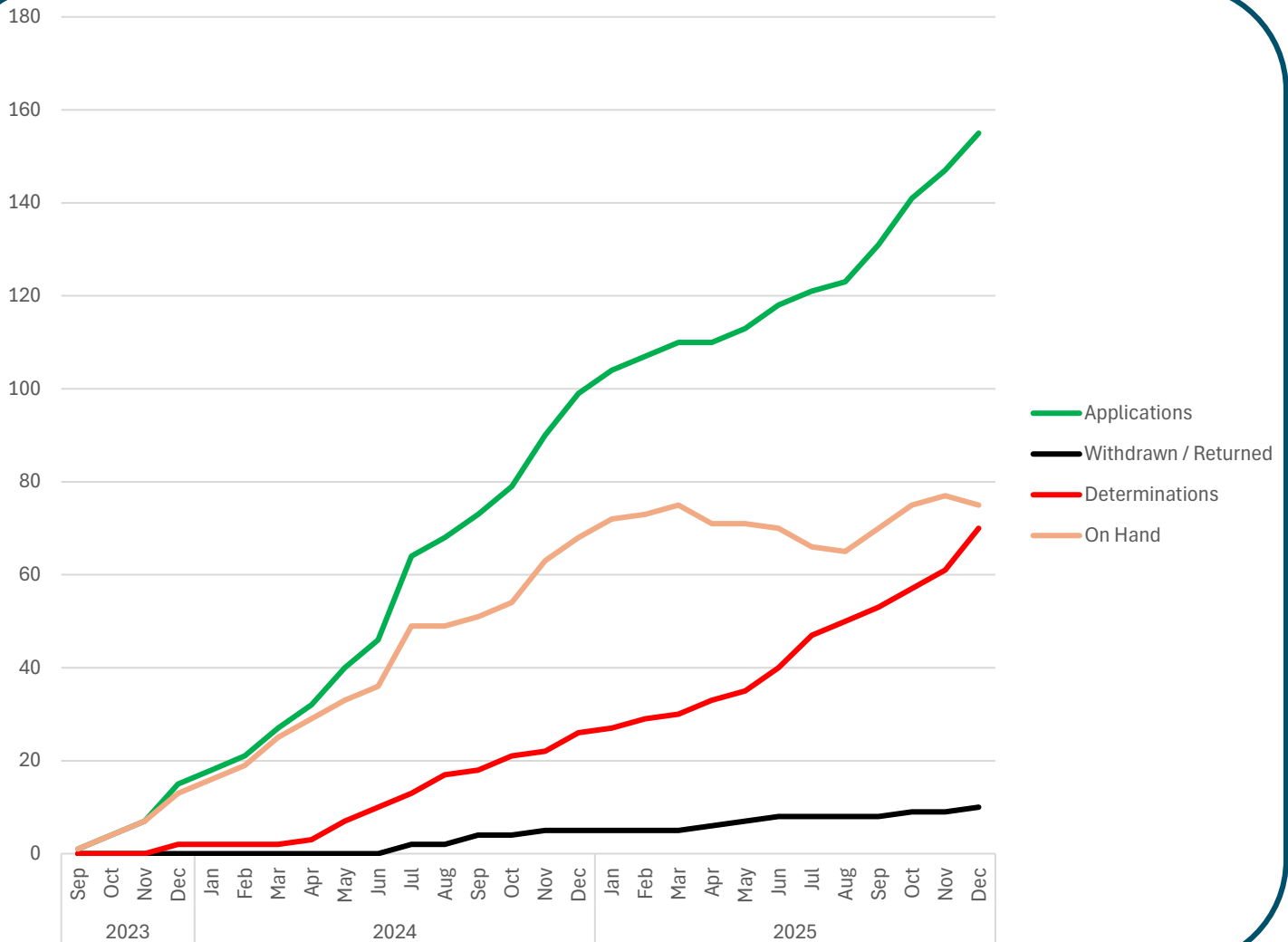
## 2025 Quarter 4

Covering the period 17<sup>th</sup> July 2023  
to 31<sup>st</sup> December 2025



[www.maritimeregulator.ie](http://www.maritimeregulator.ie)

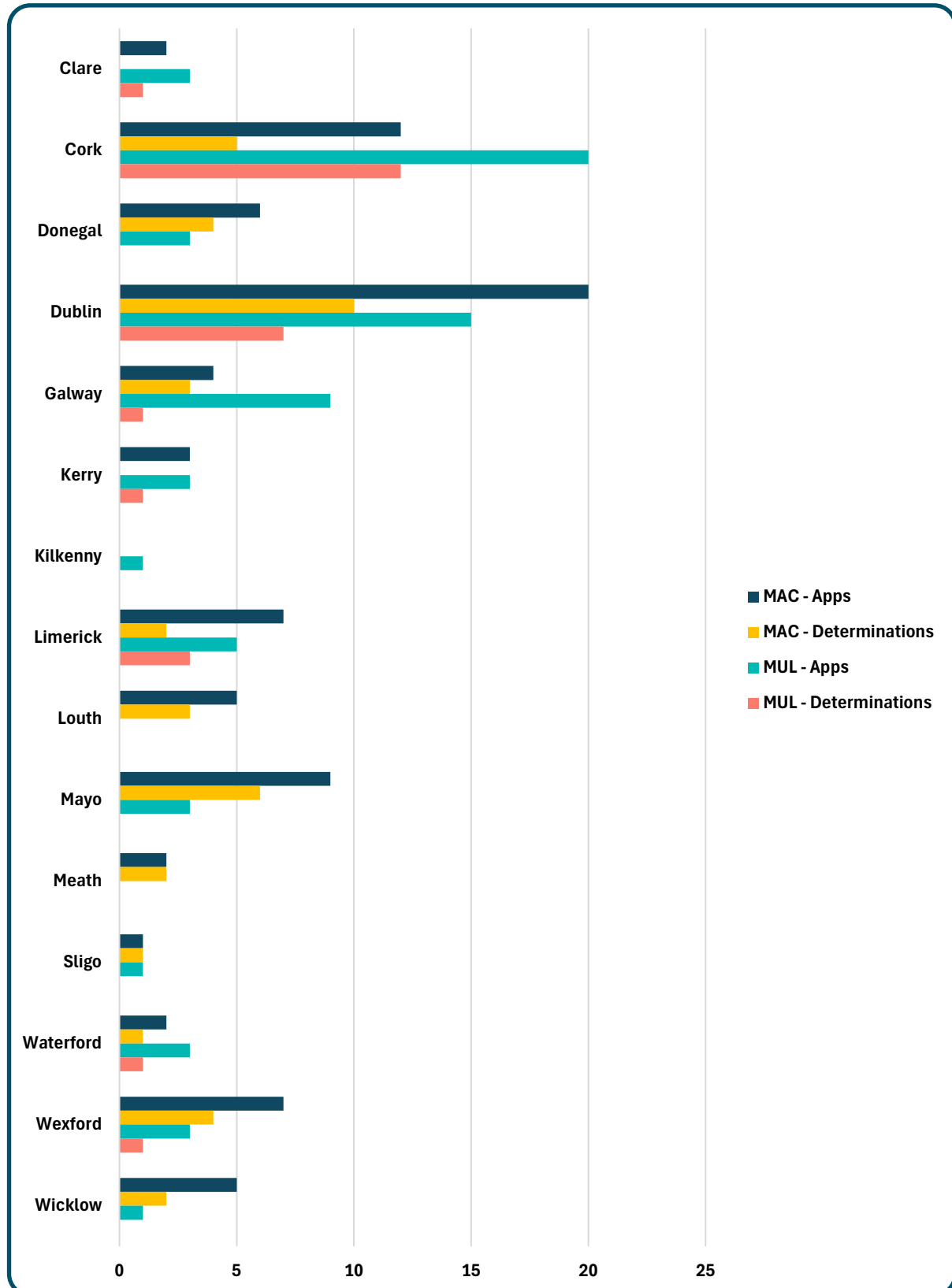
**Table 1. All Applications & Determinations**  
Covering the period 17th July 2023 to 31st December 2025



### All Applications & Determinations

| Year               | Applications | Withdrawn/Returned | Determinations | On Hand   |
|--------------------|--------------|--------------------|----------------|-----------|
| 2023               | 15           | ---                | 2              | 13        |
| 2024               | 99           | 5                  | 26             | 68        |
| 2025               | 155          | 10                 | 70             | 75        |
| <b>Grand Total</b> | <b>155</b>   | <b>10</b>          | <b>70</b>      | <b>75</b> |

**Table 2. All Applications & Determinations by County**  
Covering the period 17th July 2023 to 31st December 2025

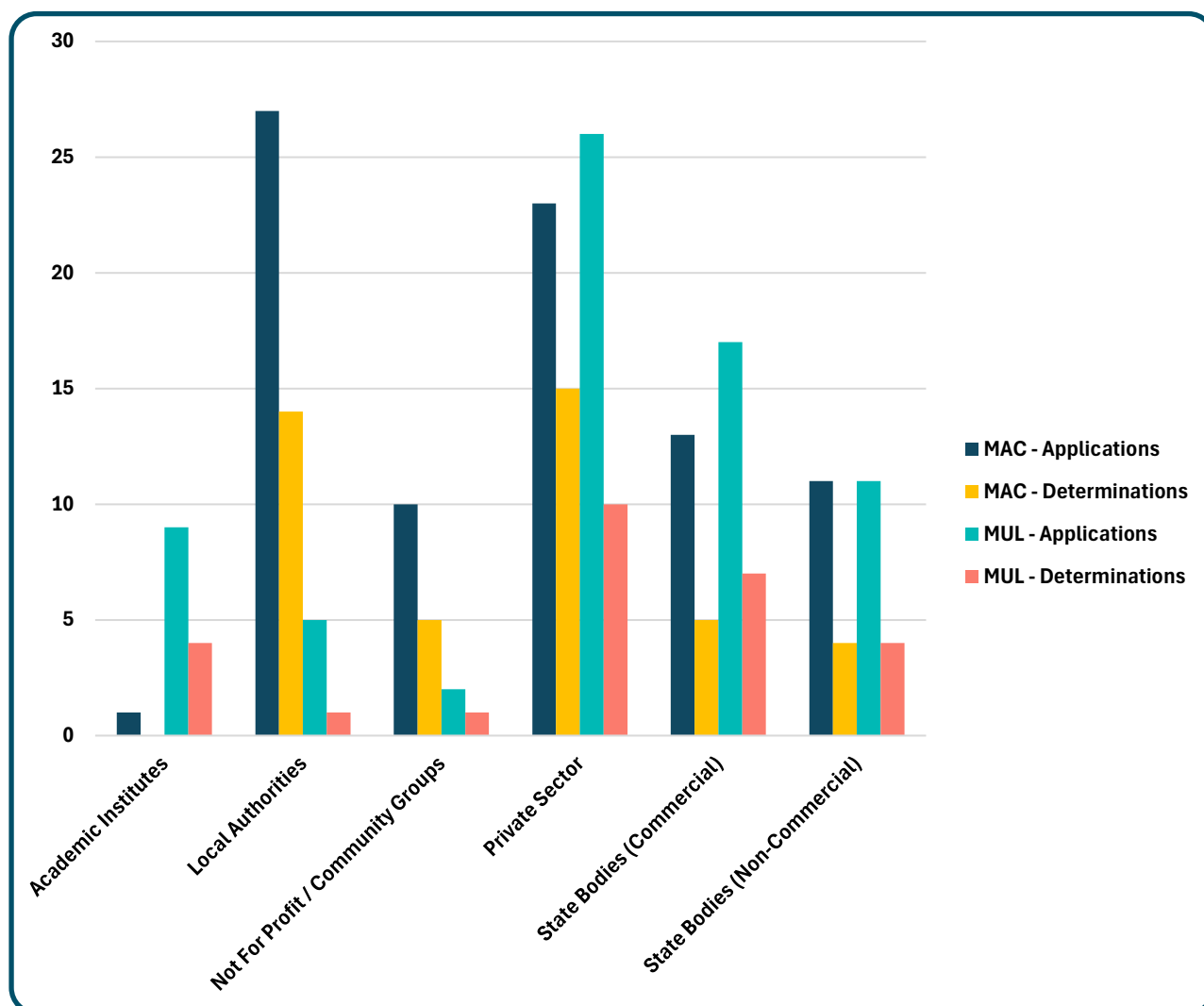


### All Applications & Determinations by County

| County      | MAC  |     | MUL  |     | Totals |     |
|-------------|------|-----|------|-----|--------|-----|
|             | Apps | Det | Apps | Det | Apps   | Det |
| Clare       | 2    | --- | 3    | 1   | 5      | 1   |
| Cork        | 12   | 5   | 20   | 12  | 32     | 17  |
| Donegal     | 6    | 4   | 3    | --- | 9      | 4   |
| Dublin      | 20   | 10  | 15   | 7   | 35     | 17  |
| Galway      | 4    | 3   | 9    | 1   | 13     | 4   |
| Kerry       | 3    | --- | 3    | 1   | 6      | 1   |
| Kilkenny    | ---  | --- | 1    | --- | 1      | --- |
| Limerick    | 7    | 2   | 5    | 3   | 12     | 5   |
| Louth       | 5    | 3   | ---  | --- | 5      | 3   |
| Mayo        | 9    | 6   | 3    | --- | 12     | 6   |
| Meath       | 2    | 2   | ---  | --- | 2      | 2   |
| Sligo       | 1    | 1   | 1    | --- | 2      | 1   |
| Waterford   | 2    | 1   | 3    | 1   | 5      | 2   |
| Wexford     | 7    | 4   | 3    | 1   | 10     | 5   |
| Wicklow     | 5    | 2   | 1    | --- | 6      | 2   |
| Grand Total | 85   | 43  | 70   | 27  | 155    | 70  |

## Table 3. All Applications & Determinations by Applicant Type

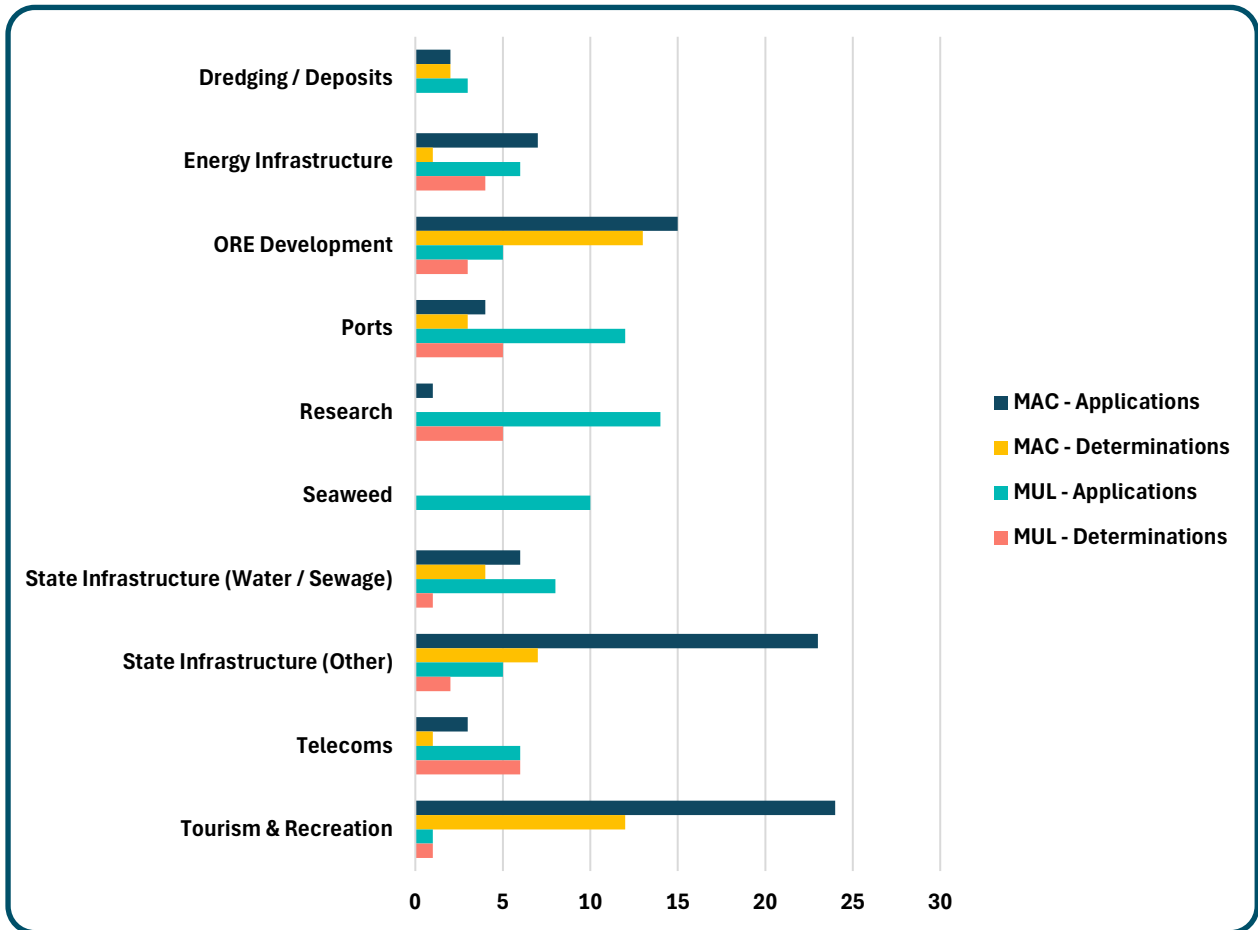
Covering the period 17th July 2023 to 31st December 2025



| All Applications & Determinations by Applicant Type |     |     |     |     |        |     |
|---|-----|-----|-----|-----|--------|-----|
| Applicant Category                                  | MAC |     | MUL |     | Totals |     |
|   | App | Det | App | Det | App    | Det |
| Academic Institutes                                 | 1   | --- | 9   | 4   | 10     | 4   |
| Local Authorities                                   | 27  | 14  | 5   | 1   | 32     | 15  |
| Not For Profit / Community Groups                   | 10  | 5   | 2   | 1   | 12     | 6   |
| Private Sector                                      | 23  | 15  | 26  | 10  | 49     | 25  |
| State Bodies (Commercial)                           | 13  | 5   | 17  | 7   | 30     | 12  |
| State Bodies (Non-Commercial)                       | 11  | 4   | 11  | 4   | 22     | 8   |
| Grand Total   | 85  | 43  | 70  | 27  | 155    | 70  |



**Table 4. All Applications & Determinations by Project Type**  
Covering the period 17th July 2023 to 31st December 2025



| Authorisation Applications & Determinations by Project Type |     |     |     |     |        |     |
|---|-----|-----|-----|-----|--------|-----|
| Project Category  | MAC |     | MUL |     | Totals |     |
|   | App | Det | App | Det | App    | Det |
| Dredging / Deposits   | 2   | 2   | 3   | --- | 5      | 2   |
| Energy Infrastructure                                       | 7   | 1   | 6   | 4   | 13     | 5   |
| ORE Development   | 15  | 13  | 5   | 3   | 20     | 16  |
| Ports   | 4   | 3   | 12  | 5   | 16     | 8   |
| Research  | 1   | --- | 14  | 5   | 15     | 5   |
| Seaweed   | --- | --- | 10  | --- | 10     | --- |
| State Infrastructure (Water / Sewage)                       | 6   | 4   | 8   | 1   | 14     | 5   |
| State Infrastructure (Other)                                | 23  | 7   | 5   | 2   | 28     | 9   |
| Telecoms  | 3   | 1   | 6   | 6   | 9      | 7   |
| Tourism & Recreation  | 24  | 12  | 1   | 1   | 25     | 13  |
| Grand Total   | 85  | 43  | 70  | 27  | 155    | 70  |